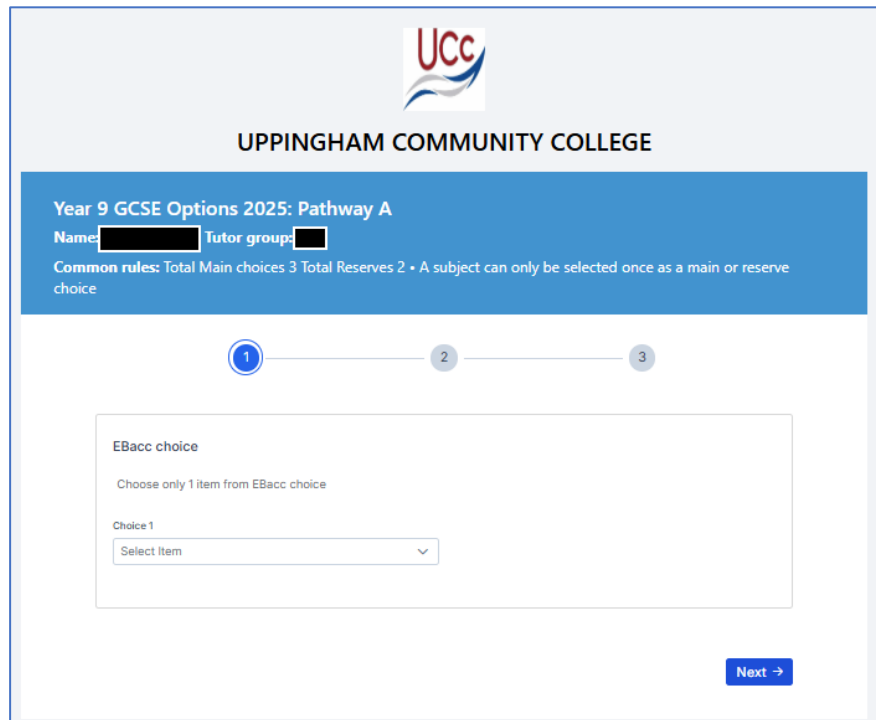


Filling out the GCSE Options Form

When you begin to choose your GCSE Options for next year, you will need to fill out a form which will look like the screenshot below.

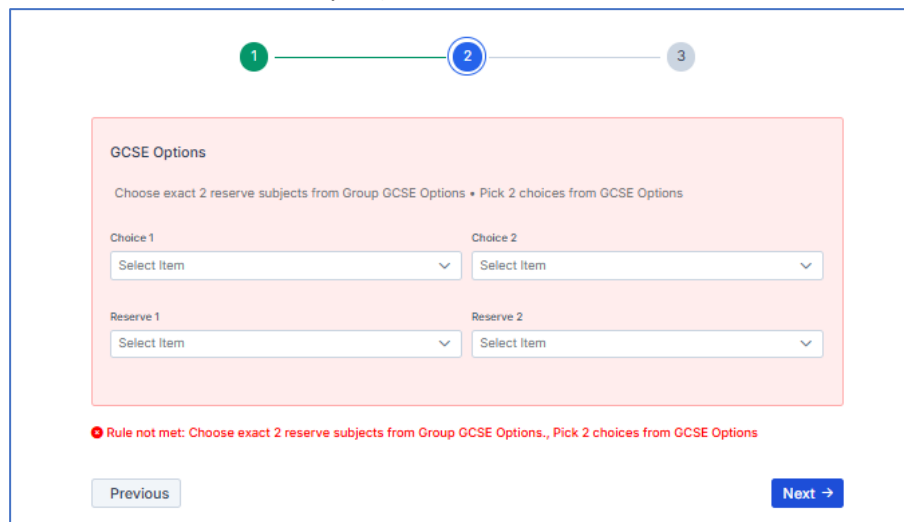


You must choose 3 Options and 2 Reserves.

The first choice is an EBacc option subject (Languages or Humanities), for which you will choose 1 option from the drop-down list. Then click [Next >](#) to proceed.

The choices area will turn red, to indicate that you have not completed all of the rules set for picking your subjects.

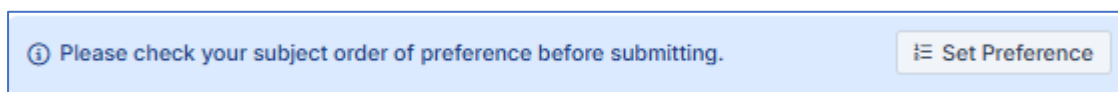
You will then select 2 further Options and 2 Reserve choices (reserve subjects will only be used in the event of oversubscription to a “first-choice” subject or in the event of too few students choosing the subject making it not viable to run for next year).



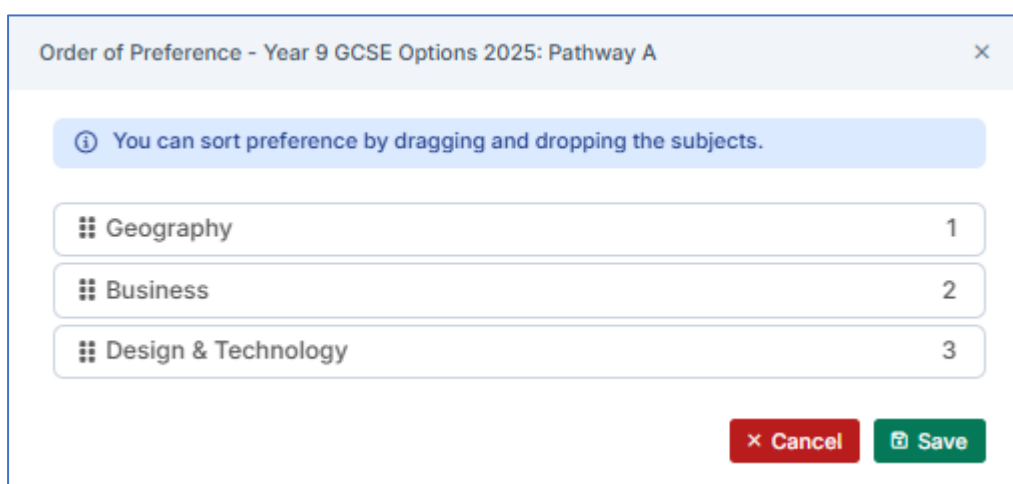
Once the rules are met (i.e you have made all of your selections), the area will turn blue again.

Clicking the **Next →** button will take you to the review page.

The next task is to set your order of preference for your subjects.



Clicking the **Set Preference** button will open a pop-up window where you can reorder your first-choice subjects in order of preference (the order of preference will be taken into account if reserve subjects are used).



Reserve subjects have to be selected in order of preference at the initial selection stage.

Once you have made (and you are happy with) your selections, you can submit the form.

PLEASE NOTE

You can only submit the form **once**. If for any reason you are unsure of your choices, or think you may like more time to consider, click on the **Save for later** button so you can return and edit your choices.

Once you submit the form, your choices are locked in.