



Planning and preparation for effective revision

The purpose of this assembly

- **Not to get you stressed - in fact, quite the opposite!**
- **Give you opportunities to remove stress and stay in control.**
- **Study programme for Y11s**
- **Introduce revision early for Y10s**

Exams are more than just tests; they are an opportunity to showcase what you've learned over the years. The effort you invest in revision can influence your future—whether you're considering university, apprenticeships, or entering the job market. Ask yourselves: have you thought about the importance of revision?

Ask yourself...

**Where do you
want to be at the
end of Y11?**

Why does it matter?

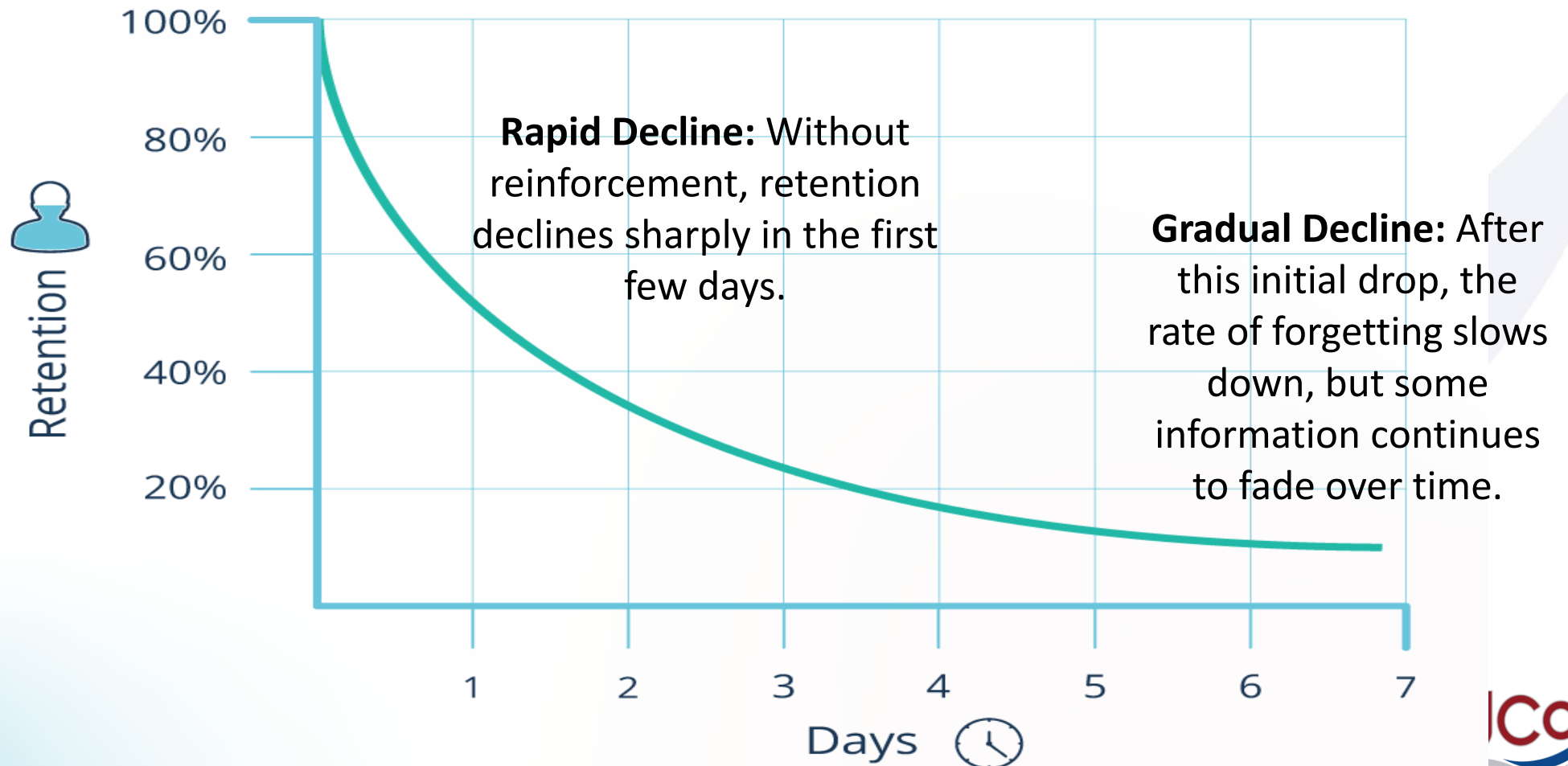
- 1. Consolidate Knowledge:** Revising allows you to revisit topics, reinforcing what you've learned throughout the year.
- 2. Boost Confidence:** Knowing you've prepared thoroughly can reduce anxiety and boost your confidence when you sit down to take that exam.
- 3. Improve Performance:** Effective revision strategies can lead to better understanding and retention of information, ultimately improving your prospects for post-16.

The forgetting curve

- The forgetting curve is a concept developed by psychologist Hermann Ebbinghaus, illustrating how information is lost over time when there is no attempt to retain it.
- The curve demonstrates the rate at which information is forgotten over time if we don't attempt to retain it.
- Learners will rapidly lose their memory of learned knowledge in a matter of days or weeks unless the information is consciously reviewed.
- According to the curve, you forget:
 - 50% of new information within a day**
 - 90% of new information within a week**

The forgetting curve

Initial Retention: After learning new information, retention is high.



How to reshape your forgetting curve

- **To thoroughly understand what is learned, there are two important elements to consider. One is time. And the other is the application of repetition.**
- **This requires spaced, regular retrieval of key information.**
- **Aim to target revision of new information as you learn it – this will help counteract the rapid decline stage and make it easier for you to retain.**

Where do I start?

It can feel daunting when approaching revision for multiple subjects:

- Break it down into topics/units
- Create a subject audit: which subjects do you know best? Which do you know least?
- For revision to be effective, ensure you focus on the gaps in your knowledge

Tip 1:

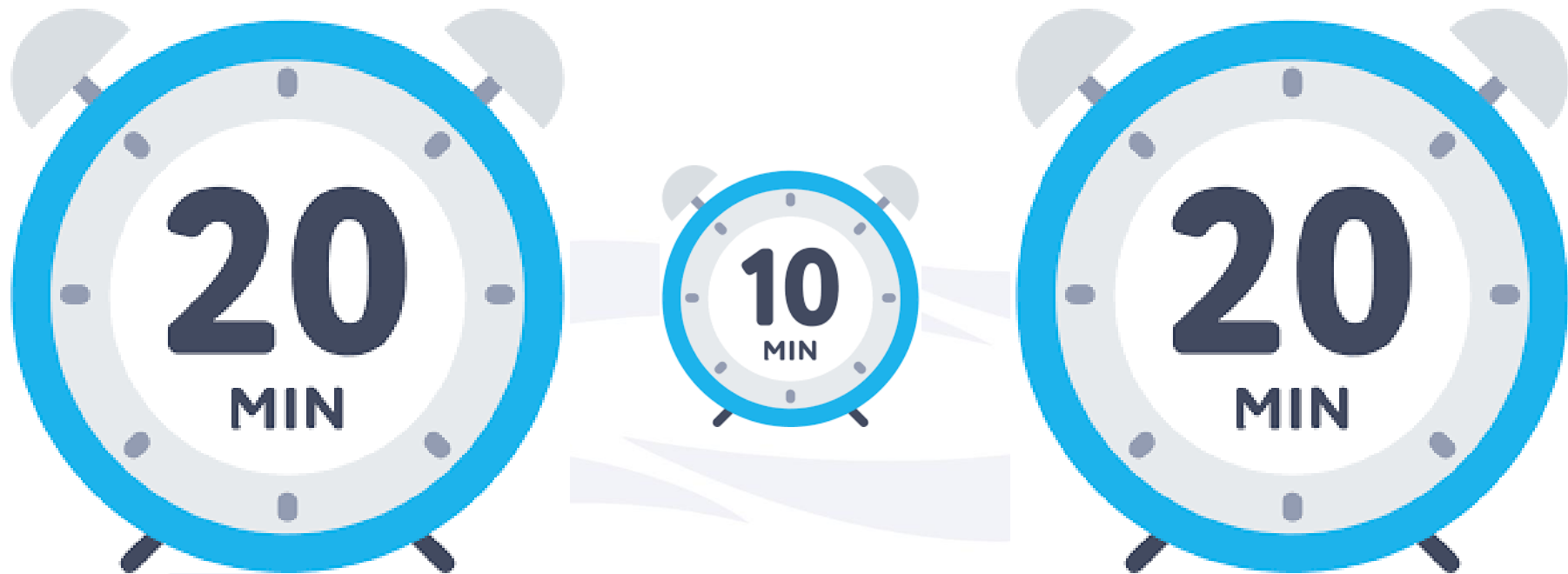
Put a plan in place. Create a revision timetable will help you focus on managing time and tasks in a productive order.

WEEKLY REVISION PLANNER

TIME	MONDAY	TUESDAY	WEDNESDAY	THURSDAY	FRIDAY	TIME	SATURDAY	SUNDAY

Tip 2:

Don't spend too long on one topic. Aim for 20 minutes followed by a short break of 10 minutes. Repeat this for one hour. Use a timer to help you.



Tip 3:

Start early: the earlier you begin revising, the less stressful the endeavour will be. You will feel more confident, and this can have a positive impact on your performance.



Tip 4:

Avoid common distractions and ensure a 'study-safe' space at home or in school. Involve your parents – communicate and involve them so they can support you.



Tip 5:

Talk to your teachers. If you have concerns about particular areas or topics, they can support and provide you with extra materials such as revision summaries and model answers. Don't leave this until the last minute!



Revision techniques – find what works for you

Experimenting with different revision techniques helps you transform your knowledge into different formats. This helps with the active learning process meaning it's more likely you'll retain it

- Flashcards
- Timelines, mind maps and flow charts
 - Recordings
 - Practise papers
 - Presentations and notes
- Teaching content to others
 - Retrieval quizzes

The importance of attendance

Success in your exams is underpinned by the important principle that you attend your lessons as much as possible.

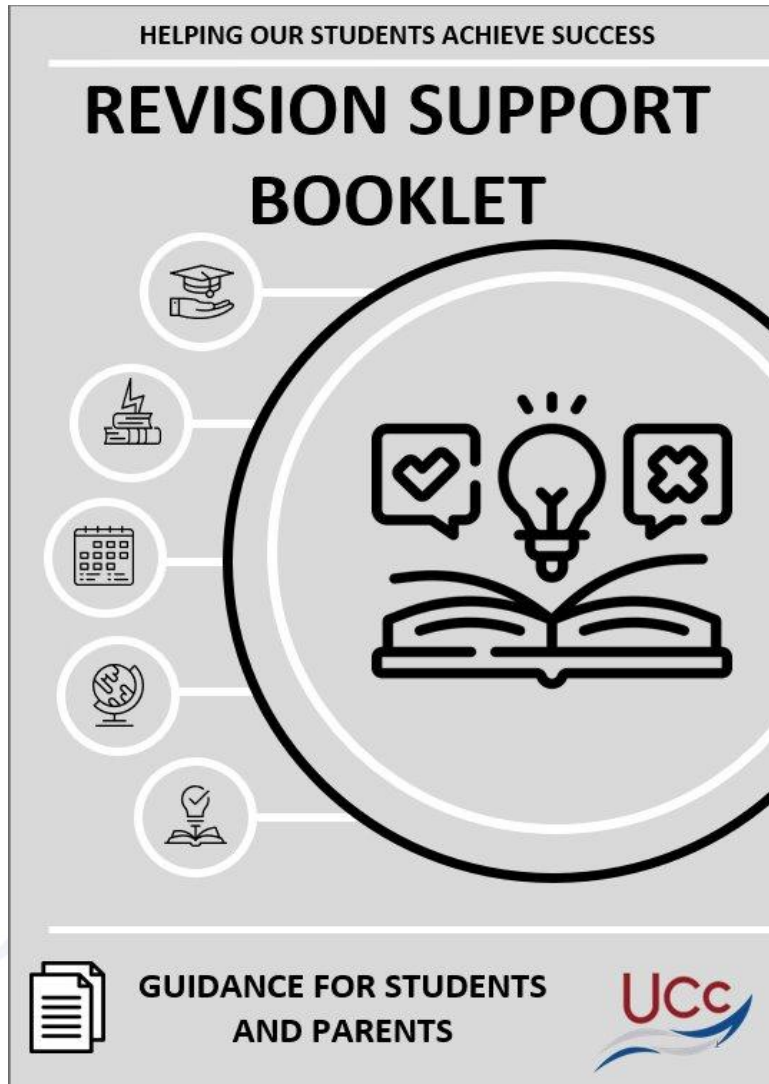
Without it, it can lead to:

- Inconsistent learning – you're not receiving the continuous instruction and can't be up to date with what has been covered.
- Lack of understanding when it comes to trickier concepts – your teachers are the subject specialist. It is their job to help you grasp these complexities.
- Lack of motivation and routine – you need foster a routine that helps you stay committed to succeeding.
- Access to resources are limited – missing lessons means that key revision materials that enhance your learning is not being passed on.

What's next?

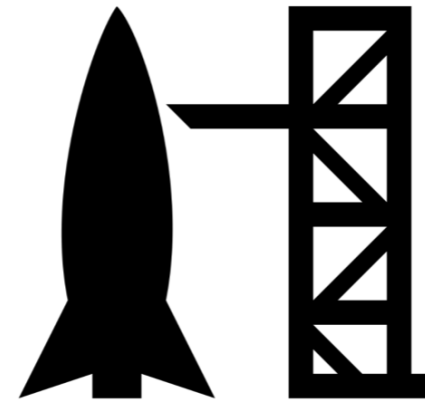
Year 10	Year 11
PPE exams in June 2025	PPE exams in Jan 2025
Post-16 applications in Sept 2025	Exams May-June 2025
PPE exams in Nov 2025 (TBC)	Results August 2025

Y11 form time revision programme



Launchpad into exams

2024/2025



Name: _____

Tutor group: _____

UCC Uppingham
Community College



Y11 form time revision programme

Five-week programme:

- How do I revise effectively?
- When should I revise?
- How do I decide what to revise?
- Further revision strategies

Assembly with Mrs Duffy on Thursday to discuss January PPEs.