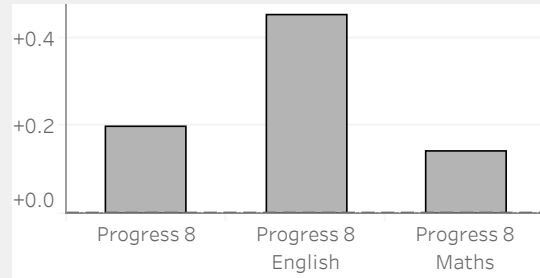


School Attainment and Progress


Progress 8	+0.20	FFT 'National Comparator'	4.8
Progress 8 English	+0.45		5.1
Progress 8 Maths	+0.14		4.7
Attainment 8	5.3		4.8
Attainment 8 English	5.9		5.1
Attainment 8 Maths	5.2		4.7
% Grade 5+ English & Maths	58%		45%
% Grade 4+ English & Maths	80%		66%

Value Added Chart



Attainment Charts

Vertical dashed line = FFT 'National Comparator' for indicator

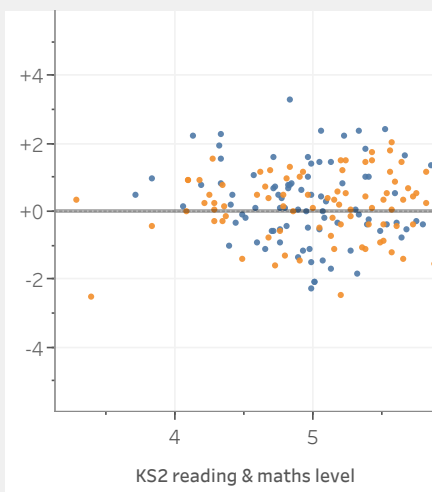


Value Added Scores for Pupil Groups

	Pupils	Attainment 8	Progress 8	Attainment 8 English	Progress 8 English	Attainment 8 Maths	Progress 8 Maths
<b>All Pupils</b>	172	5.3	+0.20	5.9	● +0.45	5.2	+0.14
Female	87	5.4	+0.16	6.1	● +0.57	5.1	-0.07
Male	85	5.2	+0.23	5.7	● +0.33	5.2	● +0.36
Higher attainers	83	6.3	+0.16	6.7	● +0.37	6.4	+0.20
Middle attainers	80	4.5	● +0.25	5.2	● +0.57	4.2	+0.13
Lower attainers	5	2.5	-0.23	3.2	+0.01	1.8	● -0.53
Not FSM6	158	5.4	+0.23	5.9	● +0.48	5.3	+0.19
FSM6	14	4.3	-0.19	5.0	+0.15	3.9	● -0.35
Not SEN	155	5.5	+0.25	6.0	● +0.50	5.3	+0.18
SEN	17	3.8	-0.24	4.4	-0.01	3.6	-0.15
Autumn born	69	5.3	+0.21	5.9	● +0.46	5.2	+0.17
Spring born	51	5.4	+0.19	6.0	● +0.46	5.2	+0.11
Summer born	52	5.2	+0.19	5.8	● +0.43	5.1	+0.14

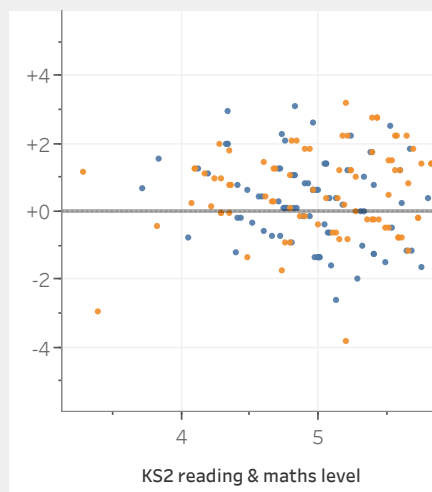
Progress 8: scatterplot

Female (orange) | Male (blue)



Progress 8 English: scatterplot

Female (orange) | Male (blue)



Progress 8 Maths: scatterplot

Female (orange) | Male (blue)

