

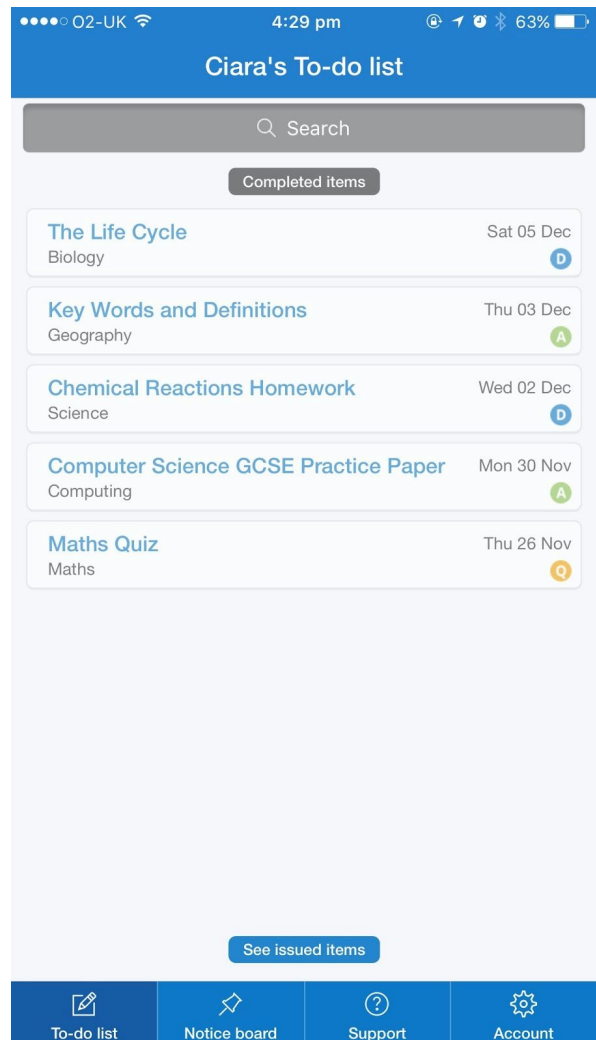
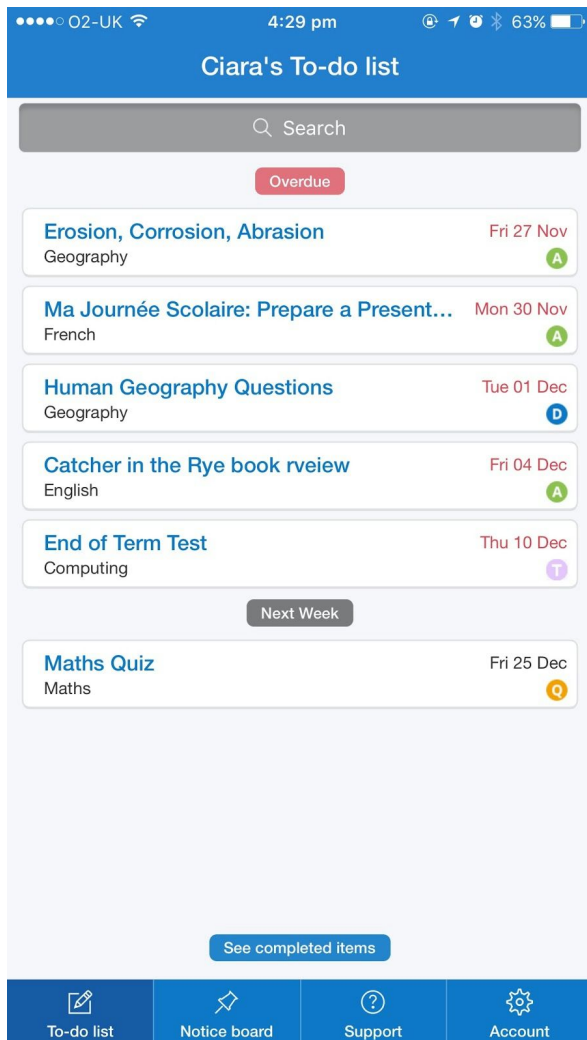
App for iOS devices - for parents



The Show My Homework app is an easy way for parents to stay informed on the go. To get the app, just go to the Apple Store, search for Show My Homework and download!

Once you have downloaded the app you will first need to search for your school. Then simply log in using your login details as normal.

Once logged in you will see the **To-list** page in two sections: **Issued** and **Completed**, switch between these by tapping the 'see all completed items' and 'see all issued items' at the bottom.



Items in the Issued tab are simply tasks that have not been marked as completed by the student, and of course, the Completed tab show tasks that have been marked as completed.

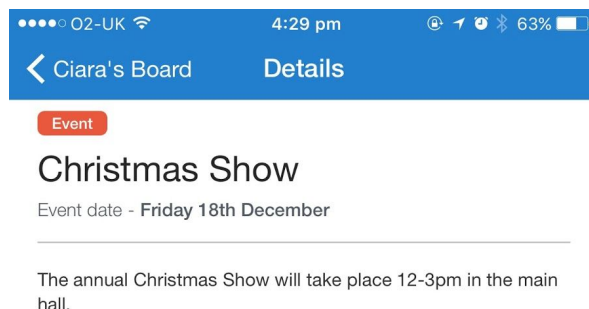
The items in both lists will be ordered with the oldest items at the top and the newest at the bottom based on the due date for the homework. Tasks that are past the due date appear at the top of the issued list in their own overdue section.

Please note that because the to do list is simply an organisational tool, marking a homework as complete does not submit homework or communicate to the teacher that the homework is completed.

Notice board: Here you can view school announcements and event reminders.

Support: From here you can access our [Help Centre](#) and find out how to contact us.

Account: Here you can view and change your personal details and log out.



Common Questions

Q: How long do items stay in the list and when do they appear?

A: Items will remain in the to-do list for two weeks after the due date and will appear up to six weeks before it's due. This means that if an item is due in seven weeks, it will not appear in the to do list for another week.

Q: Is the app version of the To-do List the same as the website version?

A: In order for the list to display as nicely as possible, some small differences between the two To-do Lists do exist. For more information, please refer to our [To-do List user guide](#).

